

SHOWING SHAREHOLDING PATTERN

Company: CONCRETE CREDIT LTD.

Name of the Scrip:

Class of security:

Ended: 30/09/2013

Page: 1

Partly paid-up shares:-	No. of partly paid-up shares	As a % of total no. of partly paid-up shares	As a % of total no. of shares of the company
-------------------------	------------------------------	--	--

Held by promoter/promoter group

Held by public
Total - D

Outstanding convertible securities:-	No. of outstanding securities	As a % of total no. of outstanding convertible securities	As a % of total no. of shares of the company, assuming full conversion of the convertible securities
--------------------------------------	-------------------------------	---	--

Held by promoter/promoter group

Held by public
Total - E

Warrants:-	No. of warrants	As a % of total no. of warrants	As a % of total no. of shares of the company, assuming full conversion of warrants
------------	-----------------	---------------------------------	--

Held by promoter/promoter group

Held by public
Total - F

Total paid-up capital of the company, assuming full conversion of warrants and convertible securities: 7522480



of Shareholders	Number of shareholders	Total number of shares	Number of shares held in Denat Form	As a % of (A+B)	As a % of (A+B+c)	Number of Pledged shares	As a percentage (ix)=(viii/iv*100)
(ii)	(iii)	(iv)	(v)	(vi)	(vii)	(viii)	(ix)

Total Shareholding of Promoter & Promoter Group

Indian							
Individual/HUF	8	6070	Nil	0.081	0.081	Nil	Nil
Central Govt./ State Govt.	Nil	Nil	Nil	Nil	Nil	Nil	Nil
Bodies Corporate	1	24360	Nil	0.324	0.324	Nil	Nil
Fin.Institutions / Bank	Nil	Nil	Nil	Nil	Nil	Nil	Nil
Any Other	Nil	Nil	Nil	Nil	Nil	Nil	Nil
Sub-Total of (A) (1)	9	30430	Nil	0.405	0.405	Nil	Nil

Foreign

Individuals (NRIs/Foreign)	Nil	Nil	Nil	Nil	Nil	Nil	Nil
Bodies Corporate	Nil	Nil	Nil	Nil	Nil	Nil	Nil
Institutions	Nil	Nil	Nil	Nil	Nil	Nil	Nil
Qualified Foreign Investors	Nil	Nil	Nil	Nil	Nil	Nil	Nil
Any Other	Nil	Nil	Nil	Nil	Nil	Nil	Nil
Sub-Total of (A) (2)	Nil	Nil	Nil	Nil	Nil	Nil	Nil

Shareholding of Promoter & Promoter Group (A) = A1+A2	9	30430	Nil	0.405	0.405	Nil	Nil
---	---	-------	-----	-------	-------	-----	-----

Public Shareholding

Institutions							
Mutual Funds / UTI	Nil	Nil	Nil	Nil	Nil	NA	NA
Fin.Institutions / Banks	Nil	Nil	Nil	Nil	Nil	NA	NA
Central Govt./ State Govt.	Nil	Nil	Nil	Nil	Nil	NA	NA
Venture Capital	Nil	Nil	Nil	Nil	Nil	NA	NA
Insurance Company	Nil	Nil	Nil	Nil	Nil	NA	NA
Foreign Inst.Investors	Nil	Nil	Nil	Nil	Nil	NA	NA
Foreign VC Investors	Nil	Nil	Nil	Nil	Nil	NA	NA
Qualified Foreign Investors	Nil	Nil	Nil	Nil	Nil	NA	NA
Any Other	Nil	Nil	Nil	Nil	Nil	NA	NA
Sub-Total (B) (1)	Nil	Nil	Nil	Nil	Nil	NA	NA

Non-Institutions

Bodies Corporate	153	3320553	3143203	44.142	44.142	NA	NA
Individuals							
i. Individual Shareholders Holding Nominal Share Upto Rs.1 Lakh	761	2364525	2095925	31.433	31.433	NA	NA
ii. Individual Shareholders Holding Nominal Share greater than Rs.1 Lakh	69	1761972	1736972	23.423	23.423	NA	NA
Qualified Foreign Investors	Nil	Nil	Nil	Nil	Nil	NA	NA
Any Other	3	45000	45000	0.598	0.598	NA	NA
Trust							
Sub-Total (B) (2)	986	7492050	7021000	99.595	99.595	NA	NA


Total Public Shareholding (B) = (B) (1) + (B) (2)	986	7492050	7021000	99.595	99.595	NA	NA
---	-----	---------	---------	--------	--------	----	----

TOTAL (A)+(B)	995	7522480	7021000	100.000	100.000	Nil	Nil
---------------	-----	---------	---------	---------	---------	-----	-----

Shares held by Custodians And against which DRs have been issued	Nil	Nil	Nil	Nil	Nil	NA	NA
--	-----	-----	-----	-----	-----	----	----

Promoter and Promoter group	Nil	Nil	Nil	Nil	Nil	NA	NA
Public	Nil	Nil	Nil	Nil	Nil	NA	NA

GRAND TOTAL (A)+(B)+(C)	995	7522480	7021000	100.000	100.000	Nil	Nil
-------------------------	-----	---------	---------	---------	---------	-----	-----



CONCRETE CREDIT LTD.

(1)(b) Statement showing holding of securities (including shares, warrants, convertible securities) of persons belonging to the category [Promoter & Promoter Group] As on 30/09/2013


Rs.

Srl. Name of the shareholder	Details of Shares Held			Encumbered shares(*)			Details of warrants				Details of Convertible Securities		Total shares (including underlying shares assuming full conversion of warrants, and convertible securities) as a % of diluted share capital
	Number of Shares held	As a % of grand total (A)+(B)+(C)	Number of Pledged Shares held	As a percentage of grand total (A)+(B)+(C)	As a percentage of sub-clause (II)(a)	Number of Warrants held	As a % of total Warrants number of the same Class	Number of convertible securities held	As a % of total convertible securities of the same Class	Number of convertible securities of the same Class	W.r.t. total number of convertible securities of the same Class		
(i)	(ii)	(iii)	(iv)	(v)	(vi)=(v)/(iii)*100	(vii)	(viii)	(ix)	(x)	(xi)	(xii)		
1. DEVESH UPADHAYA		24360	0.324	0	0.000	0.000	0	0.000	0	0.000	0.324		
2. BIND KUMAR MURARKA		10	0.000	0	0.000	0.000	0	0.000	0	0.000	0.000		
3. DEVI PRASAD LOHTA		10	0.000	0	0.000	0.000	0	0.000	0	0.000	0.000		
4. GOPAL PRASAD CHOKHANI		10	0.000	0	0.000	0.000	0	0.000	0	0.000	0.000		
5. PURSHOTTAM PASARI		10	0.000	0	0.000	0.000	0	0.000	0	0.000	0.000		
6. RAJESH KUMAR DARUKA		6000	0.080	0	0.000	0.000	0	0.000	0	0.000	0.080		
7. SHANKAR LAL BANKA		10	0.000	0	0.000	0.000	0	0.000	0	0.000	0.000		
8. SHIV KUMAR PODDAR		10	0.000	0	0.000	0.000	0	0.000	0	0.000	0.000		
9. SURESH KUMAR GANERIWALA		10	0.000	0	0.000	0.000	0	0.000	0	0.000	0.000		
TOTAL		30430	0.405	0	0.000	0.000	Nil	Nil	Nil	Nil	0.405		




CONCRETE CREDIT LTD.
 (i) Statement showing holding of securities (including shares, warrants, convertible securities) of persons belonging to the category (PUBLIC) and holding more than 1.000(%) of the total number of shares as on 30/09/2013

Sr. Name(s) of the shareholder	Number of Shares held	Shares as a percentage of total number of shares (i.e., Grand Total (A)+(B)+(C) indicated in Statement at para (i)(a) above)	Details of Warrants		Details of convertible Securities		Total shares (including underlying shares assuming full conversion of warrants and convertible securities) as a % of diluted share capital
			Number of Warrants held	As a % of total number of warrants of the same class	Number of convertible securities held	%r.t. total number of convertible securities of the same class	
1. ANUSHREE TRADELINK PRIVATE LTD.	91307	1.214	0	0.000	0	0.000	1.214
2. DREAM COMMSALE PVT. LTD.	100550	1.337	0	0.000	0	0.000	1.337
3. FORTUNE GOODS PRIVATE LIMITED	176301	2.344	0	0.000	0	0.000	2.344
4. SAHELI VYAPAR PRIVATE LIMITED	79900	1.062	0	0.000	0	0.000	1.062
5. SAVILE DISTRIBUTORES PRIVATE LIMITED	292865	3.893	0	0.000	0	0.000	3.893
6. SHREE TRIBHUVAN TIE-UP PVT. LTD.	125500	1.668	0	0.000	0	0.000	1.668
7. SHREE TRIBHUVAN TIE-UP PVT. LTD.	120000	1.595	0	0.000	0	0.000	1.595
8. SWARN GANGA TRADING PVT. LTD.	104858	1.394	0	0.000	0	0.000	1.394
9. SWARN VINIMAY PRIVATE LIMITED	163400	2.172	0	0.000	0	0.000	2.172
10. KANTABEN RAVJIBHAI KAKADIA	202000	2.685	0	0.000	0	0.000	2.685
11. RAVJIBHAI LALJIBHAI KAKADIA	202000	2.685	0	0.000	0	0.000	2.685
TOTAL	1658681	22.050	Nil	Nil	Nil	Nil	22.050



CONCRETE CREDIT LTD. convertible securities) of persons (together with
 (I)(c)(ii) Statement showing holding of securities (including shares, warrants, convertible securities) of persons of the company as on 30/6
 belonging to the category (PUBLIC) and holding more than 5.000 (%) of the total number of shares of the company as on Page:


Srl. Name(s) of the shareholder and the Persons Acting in Concert (PAC) with them	Number of Shares held	Shares as a percentage of total number of shares (i.e., Grand Total (A)+(B)+(C) indicated in Statement at para (I) (a) above)	Details of Warrants		Details of convertible Securities		Total shares (including underlying shares assuming full conversion of warrants and convertible securities) as a % of diluted share Capital
			Number of Warrants held	As a % of total warrants	Number of convertible securities held	% of total convertible securities of the same class	
1.	Nil	Nil	Nil	Nil	Nil	Nil	Nil



CREDIT LTD.
STATEMENT SHOWING DETAILS OF LOCKED-IN SHARES AS ON 30/09/2013

Page: 1

srl. Name(s) of the Shareholder	Category of Shareholders (Promoter/ Public)	Number of Locked-in Shares	% to Total
1.		Nil	NIL



Srl. Type of Outstanding DR (ADRs, GDRs, SDRs, etc)	Number of Outstanding DRs	Number of Shares underlying outstanding DRs	Shares underlying Outstanding DRs as a Percentage of total number of shares (ie. Grand total(A)+(B)+ (C) indicated in Statement at para (I)(a) above)
1. Nil	Nil	Nil	Nil

