

SHOWING SHAREHOLDING PATTERN

Company: CONCRETE CREDIT LTD.

Name of the Scrip:

Dated: 31/03/2013

Class of security:

Page

paid-up shares:-	No. of partly paid-up shares	As a % of total no. of partly paid-up shares	As a % of total no. of shares of the company
------------------	------------------------------	--	--

held by promoter/promoter group

held by public

outstanding convertible securities:-	No. of outstanding securities	As a % of total no. of outstanding convertible securities	As a % of total no. of shares of the company, assuming full conversion of the convertible securities
--------------------------------------	-------------------------------	---	--

held by promoter/promoter group

held by public

warrants:-	No. of warrants	As a % of total no. of warrants	As a % of total no. of shares of the company, assuming full conversion of warrants
------------	-----------------	---------------------------------	--

held by promoter/promoter group

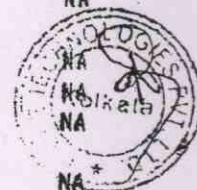
held by public

paid-up capital of the company, assuming full conversion of warrants and convertible securities

7522480



Category of Shareholders (ii)	Number of shareholders (iii)	Total number of shares (iv)	Number of shares held in Demat Form (v)	As a % of (A+B) (vi)	As a % of (A+B+C) (vii)	Number of Pledged shares (viii)	As a percentage (ix)=(viii/iv*100)
Total Shareholding of Promoter & Promoter Group							
Indian							
Individual/HUF	8	6070	Nil	0.081	0.081	Nil	Nil
Central Govt./ State Govt.	Nil	Nil	Nil	Nil	Nil	Nil	Nil
Bodies Corporate	1	24360	Nil	0.324	0.324	Nil	Nil
Fin.Institutions / Bank	Nil	Nil	Nil	Nil	Nil	Nil	Nil
Any Other	Nil	Nil	Nil	Nil	Nil	Nil	Nil
Sub-Total of (A)(1)	9	30430	Nil	0.405	0.405	Nil	Nil
Foreign							
Individuals (NRIs/Foreign)	Nil	Nil	Nil	Nil	Nil	Nil	Nil
Bodies Corporate	Nil	Nil	Nil	Nil	Nil	Nil	Nil
Institutions	Nil	Nil	Nil	Nil	Nil	Nil	Nil
Qualified Foreign Investors	Nil	Nil	Nil	Nil	Nil	Nil	Nil
Any Other	Nil	Nil	Nil	Nil	Nil	Nil	Nil
Sub-Total of (A)(2)	Nil	Nil	Nil	Nil	Nil	Nil	Nil
Shareholding of Promoter & Promoter Group (A) = A1+A2	9	30430	Nil	0.405	0.405	Nil	Nil
Public Shareholding							
Institutions							
Mutual Funds / UTI	Nil	Nil	Nil	Nil	Nil	NA	NA
Fin.Institutions / Banks	Nil	Nil	Nil	Nil	Nil	NA	NA
Central Govt./ State Govt.	Nil	Nil	Nil	Nil	Nil	NA	NA
Venture Capital	Nil	Nil	Nil	Nil	Nil	NA	NA
Insurance Company	Nil	Nil	Nil	Nil	Nil	NA	NA
Foreign Inst.Investors	Nil	Nil	Nil	Nil	Nil	NA	NA
Foreign VC Investors	Nil	Nil	Nil	Nil	Nil	NA	NA
Qualified Foreign Investors	Nil	Nil	Nil	Nil	Nil	NA	NA
Any Other	Nil	Nil	Nil	Nil	Nil	NA	NA
Sub-Total (B)(1)	Nil	Nil	Nil	Nil	Nil	NA	NA
Non-Institutions							
Bodies Corporate	155	3328653	3151303	44.249	44.249	NA	NA
Individuals							
i. Individual Shareholders Holding Nominal Share Upto Rs.1 Lakh	762	2371325	2102625	31.523	31.523	NA	NA
ii. Individual Shareholders Holding Nominal Share greater than Rs.1 Lakh	68	1732272	1707272	23.028	23.028	NA	NA
Qualified Foreign Investors	Nil	Nil	Nil	Nil	Nil	NA	NA
Any Other							
Trust	3	45000	45000	0.598	0.598	NA	NA
Clearing Memb/Clearing Cor	3	14800	14800	0.197	0.197	NA	NA
Sub-Total (B)(2)	991	7492050	7021000	99.595	99.595	NA	NA
Total Public Shareholding (B) = (B)(1) + (B)(2)	991	7492050	7021000	99.595	99.595	NA	NA
TOTAL (A)+(B)	1000	7522480	7021000	100.000	100.000	Nil	Nil
Shares held by Custodians And against which DRs have been issued	Nil	Nil	Nil	Nil	Nil	NA	NA
Promoter and Promoter group	Nil	Nil	Nil	Nil	Nil	NA	NA
Public	Nil	Nil	Nil	Nil	Nil	NA	NA
GRAND TOTAL (A)+(B)+(C)	1000	7522480	7021000	100.000	100.000	Nil	Nil



(i)	Details of Shares Held		Encumbered shares (a)		Details of warrants		Details of Convertible Securities		Total shares (including underlying shares assuming full conversion of warrants and convertible securities) as a % of diluted share capital
	(iii)	(iv)	(v)	(vi) = (v) / (iii) * 100	(vii) (a)	(viii) (ix)	(x)	(xi)	
	Number of Shares held	As a % of grand total Pledged Shares held (A)+(B)+(C)	Number of Pledged Shares held	As a percentage of grand total (A)+(B)+(C) of sub-clause (I)(a)	Number of warrants held of the same Class	As a % of total convertible securities held	Number of convertible securities of the same class	% of total convertible securities of the same class	
1. DEVESH UPADHAYA	24360	0.324	0	0.000	0	0.000	0	0.000	0.324
2. BINOD KUMAR MURARKA	10	0.000	0	0.000	0	0.000	0	0.000	0.000
3. DEVI PRASAD LOHIA	10	0.000	0	0.000	0	0.000	0	0.000	0.000
4. GOPAL PRASAD CHOKHANI	10	0.000	0	0.000	0	0.000	0	0.000	0.000
5. PURSHOTTAM PASARI	10	0.000	0	0.000	0	0.000	0	0.000	0.000
6. RAJESH KUMAR DARUKA	6000	0.080	0	0.000	0	0.000	0	0.000	0.080
7. SHANKAR LAL BANKA	10	0.000	0	0.000	0	0.000	0	0.000	0.000
8. SHIV KUMAR PODDAR	10	0.000	0	0.000	0	0.000	0	0.000	0.000
9. SURESH KUMAR GANERINHALA	10	0.000	0	0.000	0	0.000	0	0.000	0.000
TOTAL	30430	0.405	0	0.000	0	0.000	0	0.000	0.405




CONCRETE CREDIT LTD.

(1)(c)(i) Statement showing holding of securities (including shares, warrants, convertible securities) of persons belonging to the category [PUBLIC] and holding more than 1.000(%) of the total number of shares as on 31/03/2013


Srl. Name(s) of the shareholder	Number of Shares held	Shares as a percentage of total number of shares (i.e., Grand Total (A)+(B)+(C) indicated in Statement at para (1) (a) above)	Details of Warrants		Details of convertible Securities		Total shares (including underlying shares assuming full conversion of warrants and convertible securities) as a % of diluted share capital
			Number of Warrants held	As a % of total number of warrants	Number of convertible securities held	Convertible Securities total number of convertible securities of the same class	
1. ANUSHREE TRADELINK PRIVATE LTD.	91307	1.214	0	0.000	0	0.000	1.214
2. DREAM COMMSALE PVT. LTD.	100550	1.337	0	0.000	0	0.000	1.337
3. FORTUNE GOODS PRIVATE LIMITED	176301	2.344	0	0.000	0	0.000	2.344
4. SAHELI VYAPAR PRIVATE LIMITED	79900	1.062	0	0.000	0	0.000	1.062
5. SAVILE DISTRIBUTORES PRIVATE LIMITED	292865	3.893	0	0.000	0	0.000	3.893
6. SHREE TRIBHUVAN TIE-UP PVT. LTD.	125500	1.668	0	0.000	0	0.000	1.668
7. SIDDHI COMMODEAL PRIVATE LIMITED	120000	1.595	0	0.000	0	0.000	1.595
8. SWARN GANGA TRADING PVT. LTD.	104858	1.394	0	0.000	0	0.000	1.394
9. VOLCANO VINIMAY PRIVATE LIMITED	163400	2.172	0	0.000	0	0.000	2.172
10. KANTABEN RAVJIBHAI KAKADIA	202000	2.685	0	0.000	0	0.000	2.685
11. RAVJIBHAI LALJIBHAI KAKADIA	202000	2.685	0	0.000	0	0.000	2.685

TOTAL 1658681 22.050 NIL NIL 22.050



(ii) Statement showing holding of securities (including shares, warrants, convertible securities) of persons (together with PAC) belonging to the category [PUBLIC] and holding more than 5.000(%) of the total number of shares of the company as on 31/03/2013

Name(s) of the shareholder and the Persons Acting in Concert (PAC) with them	Number of Shares held	Shares as a percentage of total number of shares (i.e., Grand Total (A)+(B)+(C) indicated in Statement at para (I) (a) above)	Details of Warrants		Details of convertible Securities		Total shares (including underlying shares assuming full conversion and convertible securities) as a % of diluted share capital
			Number of Warrants held	Warrants number of warrants of the same Class	Number of convertible securities held	Convertible securities of the same Class	
	Nil	Nil	Nil	Nil	Nil	Nil	Nil



RETE CREDIT LTD.

(d) STATEMENT SHOWING DETAILS OF LOCKED-IN SHARES AS ON 31/03/2013

Page: 1

Srl. Name(s) of the Shareholder	Category of Shareholders (Promoter/ Public)	Number of Locked-in Shares	Z to Total
---------------------------------	---	----------------------------	------------

1.

Nil



